

VENETIAN BLINDS







Fischer[®]

VENETIAN BLINDS

Fischer Venetian blinds are available with slats in 15 mm, 25 mm, 35 mm, and 50 mm sizes. Each Venetian blind system comes with matching top and bottom rails. The Fischer 25 mm system is available as an EDB blind with concealed holes in the slats. Fischer blinds are precisely calibrated in height and width with minimal tolerance: width +/- 0.2 cm, height +/- 0.5 cm.

SPECIFICATIONS

SLATS	100% aluminium.
TOP RAIL	Lacquered steel. For the 15, 25, and 35 mm systems, the width is 27 mm and the height is 19 mm. For the 50 mm system, the width is 57 mm and the height is 51 mm. For motor systems for the 15 mm, 25 mm, and 35 mm, the width is 25 mm and the height is 25 mm.
BOTTOM RAIL	Lacquered steel. For the 15, 25, and 35 mm systems, the width is either 17.5 mm, 25 mm, or 35 mm, depending on the slat width. For the 50 mm system, the width is 52 mm and the height is 18 mm.
OPERATION	The Fischer 15 mm, 25 mm, and 35 mm systems are available with either cord operation, chain, or motor. The Fischer 50 mm system is available with cord or motor operation.

TYPE	DESCRIPTION	SLAT WIDTH IN MM	OPERATION	MINIMUM WIDTH IN CM	MAXIMUM WIDTH IN CM	MAXIMUM HEIGHT IN CM	MAXIMUM AREA IN M ²
TYPE 1 	Free hanging	15	Wand and cord	27	200	320	6,00
		25/35		27	300	320	8,00
		50	Cord	40	300	320	8,00
		15	Motor	65	200	300	6,00
		25/35/50	Motor	65	300	300	6,00
		15	Chain	40	200	300	6,00
		25/35	Chain	40	300	300	8,00
TYPE 2 	Vertically guided	25/35	Wand and cord	27	300	320	8,00
		25/35	Motor	65	300	300	6,00
		25/35	Chain	40	300	300	8,00
TYPE 5 	Gable window	25	Wand and cord placed on the lower side of the triangle	40	140	300	4,00
TYPE 8 	For installation between glass. Can also be combined with Type 2	15	Wand and cord	27	200	320	6,00
		25/35		27	300	320	8,00
		15	Motor	65	200	320	6,00
		25/35/50		65	300	300	6,00

Dimensions for height, width, and area are indicative.

